



भारत सरकार/ GOVERNMENT OF INDIA
श्रम एवं रोजगार मंत्रालय/ MINISTRY OF LABOUR & EMPLOYMENT
श्रम ब्यूरो/ LABOUR BUREAU
'क्लरमोंट', शिमला/ 'Cleremont', Shimla - 171 004
Tel.: (0177)-2653157, 2653158, 2653138, 2652918 Fax: (0177)-2655253
E-mail: rleacpi@gmail.com

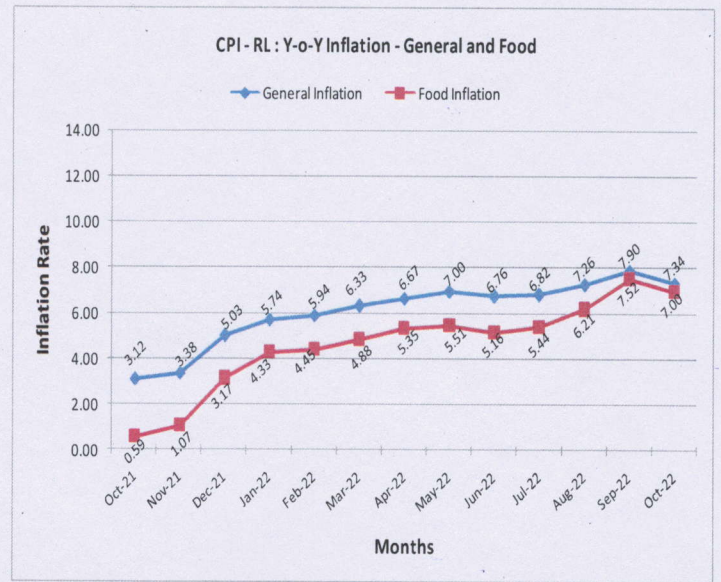
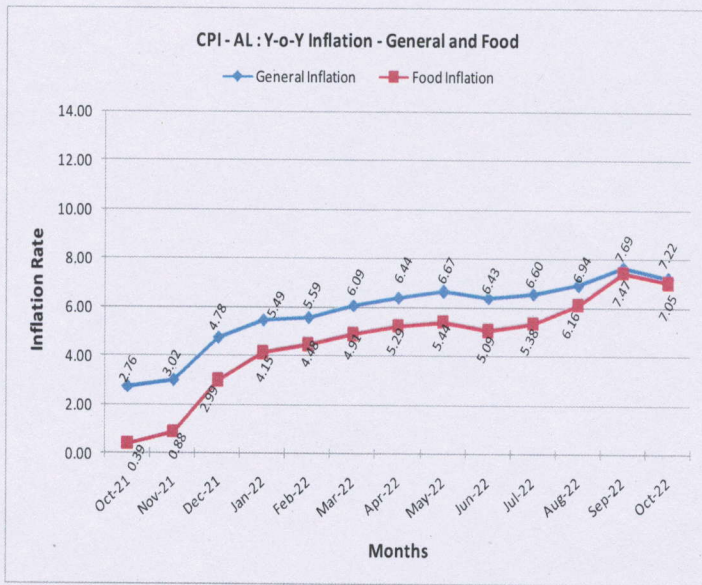
संख्या /No.- 3/21/2022- सी.पी.आई.-ए.एल./आर.एल.

दिनांक/Dated- 18-11-2022

PRESS RELEASE

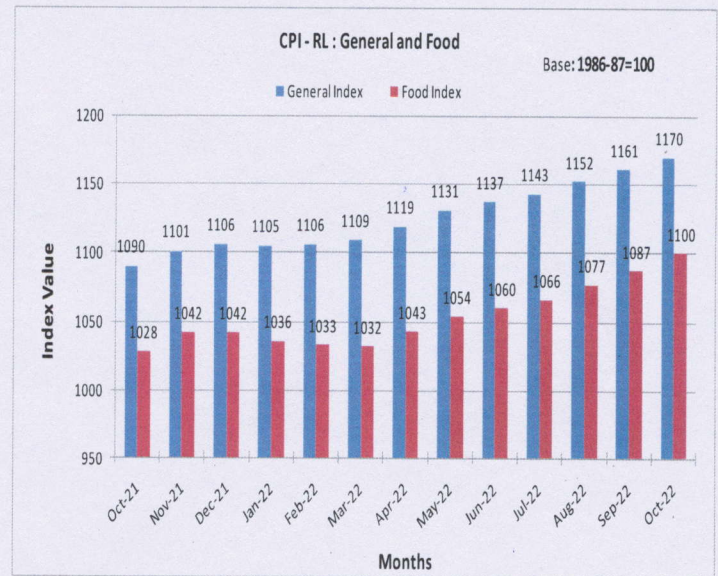
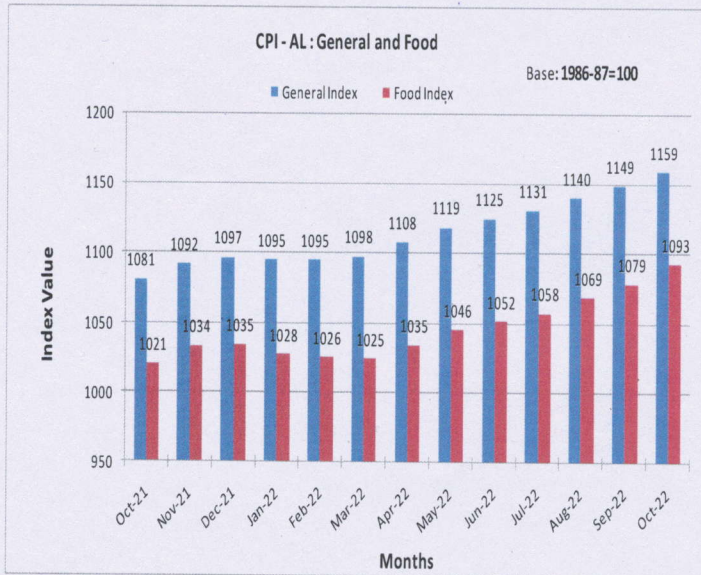
ALL-INDIA CONSUMER PRICE INDEX NUMBERS FOR AGRICULTURAL AND RURAL LABOURERS – OCTOBER, 2022

1. The All-India Consumer Price Index Number for Agricultural Labourers and Rural Labourers (Base: 1986-87=100) for the month of October, 2022 increased by 10 points and 9 points to stand at 1159 (One thousand one hundred and fifty nine) and 1170 (One thousand one hundred and seventy) points respectively. The major contribution towards the rise in general index of Agricultural Labourers and Rural Labourers came from food group to the extent of 9.15 & 8.35 points respectively mainly due to increase in prices of rice, wheat-atta, jowar, ragi, pulses, milk, ghee, fish fresh/dry, poultry, onion, chillies dry, mixed spices, vegetables & fruits, gur, etc.
2. The rise in index varied from State to State. In case of Agricultural Labourers, it recorded an increase of 1 to 16 points in 20 States. Tamilnadu with 1337 points topped the index table whereas Himachal Pradesh with 913 points stood at the bottom.
3. In case of Rural Labourers, it recorded an increase of 1 to 15 points in 19 States while it remained stationary for Kerala State. Tamilnadu with 1325 points topped the index table whereas Himachal Pradesh with 962 points stood at the bottom.
4. Amongst states, the maximum increase in the Consumer Price Index Number for Agricultural Labourers was experienced by Tamilnadu (16 points) and for Rural Labourers by Tamilnadu, Tripura & West Bengal States (15 points each) mainly due to rise in the prices of rice, wheat-atta, fish fresh, onion, chillies dry, vegetables & fruits, etc.
5. Point to point rate of inflation based on the CPI-AL and CPI-RL stood at 7.22% & 7.34% in October, 2022 compared to 7.69% & 7.90% respectively in September, 2022 and 2.76% and 3.12% respectively during the corresponding month of the previous year. Similarly, Food inflation stood at 7.05% & 7.00% in October, 2022 compared to 7.47% & 7.52% respectively in September, 2022 and 0.39% & 0.59% respectively during the corresponding month of the previous year.




6. All-India Consumer Price Index Number (General & Group-wise):

Group	Agricultural Labourers		Rural Labourers	
	September, 2022	October, 2022	September, 2022	October, 2022
General Index	1149	1159	1161	1170
Food	1079	1093	1087	1100
Pan, Supari, etc.	1919	1925	1928	1935
Fuel & Light	1274	1274	1266	1267
Clothing, Bedding & Footwear	1206	1213	1243	1250
Miscellaneous	1205	1208	1211	1213



7. The CPI – AL and RL for the month of November, 2022 will be released on 20th December, 2022.


(SHYAM SINGH NEGI)
 DEPUTY DIRECTOR GENERAL